



Image 3 – Bariatric Universal Bariatric bed





Image 3 Bariatric is specially designed for bariatric patients who will appreciate the comfort, safety and practicality of this bed meeting the highest standards. The main priorities include safe working load of 320 kg. Image 3 facilitates daily routine activities for medical staff, as well as patients, helping them feel as comfortable as possible. Thanks to its versatility the bed offers a wide range of utilization options for healthcare facilities. Simple, intuitive operation, lever construction, low height or brake alarm are just some of the few features of this bed.



Bariatric care

BARIATRIC IMAGE 3 | is designed for overweight patients and focused on safety and patient comfort. Low height combined with a safe working load of 320 kg creates a comfortable environment for the patient.

IMAGE STANDARD VS. IMAGE 3 BARIATRIC

- Normal beds are usually not strong enough to support bariatric patients, and certainly not strong enough to support the extraordinarily morbidly obese. Putting bariatric patients in normal hospital beds, or, worse, normal standard beds may lead to complications and even lead to lawsuits. Bariatric patients will not only struggle to physically fit into standard beds, but will develop bedsores, be immobilised, feel undignified, and present a massive challenge to nursing staff who need to move them.
- Mobility in bariatric beds is greatly enhanced. Because of the increased structural strength of bariatric beds, the wheeling and movement systems are often electrically aided, or at the very least engineered to cope with much higher weight demands. Most bariatric beds come with removable side-bars as standard, which gives bariatric nurses more flexibility in how they approach and treat bariatric patients that need to be moved.
- Well-designed bariatric beds also have systems in place to ease moving the bariatric patients from beds to operating tables and stretchers, which is important, especially during and after surgery.

DIMENSIONS OF BED

- Larger sizes bed provides a more efficient use of space for bariatric patients
- The side rails can be fitted with an extender that adds 10 cm in height, thus making it possible to use the bulkier active anti-decubitus mattress.
- Bed offers great benefits for medical staff: more space for patient mobilization, daily care of patients, dressing up patients

SAFE WORKING LOAD

- Image 3 Bariatric has a safe working load of 320 kg, which makes it a complex bed for various hospital departments.
- A bed designed especially for bariatric and obese patients
- Aesthetic appearance of Image 3 Bariatric outshines classic hospital beds
- Stability of the bed is ensured by the lever construction and high standard of design

PERSONAL CARE

- PERSONAL CARE: Patient independence is a must to prevent a morbidly obese patient feeling as if they are being judged by others.
- OBESE PATIENTS: have different body types, each needing different treatment and techniques.

There is a noticeable increase in the number of bariatric admissions to healthcare facilities. This trend presents a challenge to healthcare providers and facilities striving to provide dignified care that is effective and safe both for the patient and the provider.

The World Health Organization (WHO) has projected that by 2015 approximately 2.3 billion adults will be overweight and more than 700 million will be obese (WHO, 2008).

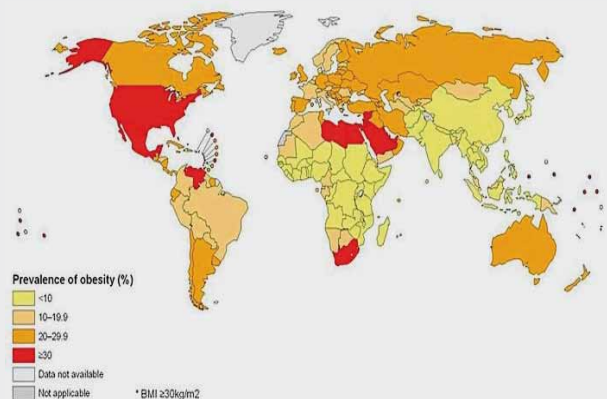




Image 3 - Bariatric - Universal Bariatric Bed

Falls prevention

SAFETY | Key characteristics for Image 3 Bariatric. Reduced height 28 cm above floor, brake alarm and durable construction – these are the main safety parameters for Image 3 Bariatric.

EXTENDER



- Extender offers extra 10cm height of siderails.
- Increased height gives possibility to use high active mattresses for enhanced pressure ulcers care.

BRAKE ALARM



- Brake alarm automatically indicates unbraked bed and informs hospital staff about possible danger.
- This prevents the patient from falling caused by leaning against an unbraked bed when exiting or entering on the bed.

PROTECTOR:



- Protector, located at foot end, adds the 100% covering of the mattress platform.
- Protector is recommended for clients who are diagnosed as confused or at extreme risk of a fall.

DOUBLE STEP LOCKING:



- Double step locking mechanism protects from unintentional release.

REDUCED LOW HEIGHT

- Reduced lowest height of bed just 28 cm above the floor significantly decreases risks connected with adverse events.



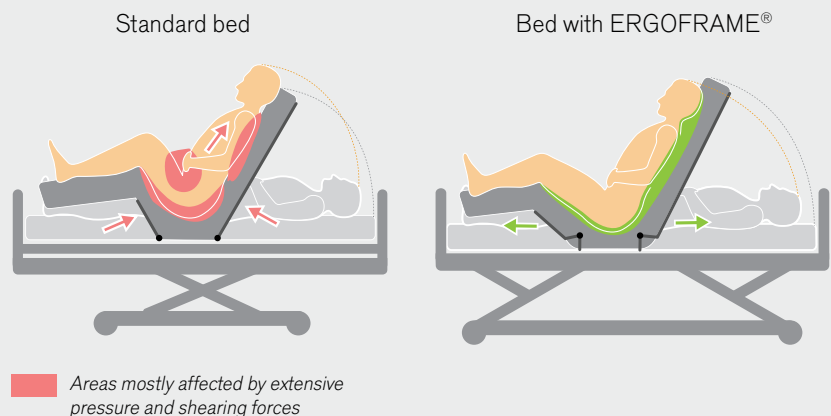
Pressure ulcers prevention...

IMAGE 3 | electrically adjustable Bariatric bed contains extended features which pressure ulcers and contribute to their easier treatment. Mattress platform profiling called Ergoframe[®] provides needed comfort for patient. Integral part of the antidecubites measure on the bed is also the range of active mattresses developed and manufactured by Linet.



EFFECTS OF ERGOFRAME[®] POSITIONING

- Reducing pressure in the pelvic and sacral area when positioning the bed
- Maintaining good lung ventilation
- Reducing the risk of pressure ulcers in the area of the pelvis and shoulder blades
- Patient comfort in all positions, including the sitting position
- Prevention of complications arising from pressure on the internal organs in the abdominal cavity
- Ensuring constant head support



...and therapy systems

Active mattresses also play an important role in prevention and treatment of pressure ulcers. LINET offers its own range of active mattresses with the zero pressure concept. The mattress is designed for high risk patients with reduced mobility.



4 WORKING MODES – OPTIMISING CARE

ALTERNATING PRESSURE THERAPY is the basic therapeutic mode simulating the natural movement of a patient and thereby helping prevent and treat pressure ulcers.

MAX INFLATE presents firm and stable support for patient care. After 30 minutes it automatically switches to the alternating mode to prevent the risk of pressure ulcers.

CONSTANT LOW PRESURE automatically maintains the selected pressure regardless of changes in the patient's weight distribution or position to achieve constant good levels of pressure redistribution.

TRANSPORT MODE facilitates the transport of the patient in the bed as the mattress remains inflated for 24 hours when disconnected from the SCU.

3 CELL SYSTEM WITH ZERO PRESSURE

The new 3 cell concept completely removes the effects of pressure. It works on the principle of alternating pressure in individual air cells.

The pressure falls to zero in one of the three neighbouring cells in a 7.5 minute cycle. The entire cycle is repeated constantly, 24 hours a day.

7.5 MINUTE CYCLE

Exton-Smith and Sherwin studied number of movements in healthy subjects while sleeping in order to find out what is the natural body behavior. They found out that none of the patients who moved more than 56 times during the night developed tissue damage. This frequency is equivalent to about one movement each 7.5 minutes.

PASSIVE MATTRESS EFFECTA BARIATRIC

Designed specifically for bariatric patients. The core is well adapted to the patient's body, providing a suitable pressure distribution, thus contributing to the comfort of the patient during hospitalization.

Bed specifications

[01] SINGLE COLLAPSIBLE SIDERAILS
Easy manipulation with single hand is more effective.


[02] EXTENDER
Extender offers extra 10cm height of siderails. Increased height gives possibility to use high active mattresses for enhanced pressure ulcers care.

[03] ERGOFRAME® MATTRESS PLATFORM
Ergoframe® mattress platform gives a comfort and contributes to pressure ulcer treatment.

[04] MATTRESS PLATFORM COVERS
Removable mattress platform covers facilitate cleaning of the bed easier.

[05] SUPERVISOR PANEL
All functions of bed are available on the Supervisor panel. It can be also storage in linen holder.

[06] LINEN HOLDER
Linen holder helps with daily activities and enhances hygiene procedures – such as making the bed.



COLOURS AND DECORS

The Image 3 bed design meets the latest aesthetic trends in healthcare. The colour versions of the bed ends are highly variable and fully blend in with the surroundings.

The Image 3 bed is also available in a wide range of wood effects which would be well suited to any interior.




Oslo blue



Kiwi



Aquamarine



Pearl white




Nectarine



Grapefruit



White



Dolphin grey




White maple



Natural beech



Fruiter ambre



Zebra Moka



[07] FOLDABLE MATTRESS RETAINERS
Foldable mattress retainers offer to adjust both 86cm or 90cm wide mattresses.

[08] CASTORS
Tente Linea design castors provide easy manipulation of the bed.

[09] BED EXTENSION
Exceptional bed extension up to 32cm helps to adjust tall patients.

[10] BED END LOCKS
Bed end locks protect against unintentional withdrawing of the bed ends.

[11] CRP BUTTON
Quickly help for resuscitation of the patient.

[12] SCISSORS CONSTRUCTION
Special scissors construction of lifting mechanism offers low height of 28cm and high SWL.

TECHNICAL PARAMETERS

External dimension	220×110 cm
Mattress dimension	200×100 cm
Clearance height	13/15.5 cm
Mattress platform height adjustment	28–80/30–82 cm
Bed extension	10, 22, 32 cm
Height of siderails	49 cm including extender
Maximum mattress height	27 cm including extender
Safe working load	320 kg
Weight of bed	165 kg according to accessories
Backrest angle	0–70°
Thigh rest angle	0–34°
TR/ATR angle	0–14°

ELEKTRICKÉ PARAMETRY

Power supply	230V/±10%
Maximum input	max 1.6 A, 370 VA
Water and dust protection level	IPX4

CERTIFICATES

Linet is a company certified under European norms and quality systems:
EN ISO 9001, EN ISO 13485,
EN ISO 14001

The products are produced under European norms for medical technology and hospital beds:
EN 60601-1 ed.3; EN 60601-1-2 ed.3;
EN 60601-1-6; EN 60601-2-52

Image 3 – Bariatric

universal bariatric bed



Želevčice 5, 274 01 Slaný, Czech Republic

tel.: +420 312 576 111, fax: +420 312 522 668, e-mail: info@linet.com, www.linet.com