

■ ■ wissner-  
■ ■ bosserhoff



## latera thema

The swiveling bed for clinic and care





„Quality is never an accident.  
It is always the result of  
intelligent effort.“

*John Ruskin*

Keeping the patient in view and working ergonomically at the same time – these were the target specifications for the development of a bed for requirements in the clinic and nursing. With the latera thema, these requirements are met and implemented emotionally appealing, which is characteristic of the symbiosis of functionality and aesthetics that wissner-bosserhoff is known for.

Patients can benefit threefold from the advantages of lateral tilting:

- Reduction of painful friction forces when positioning in bed.
- Assisting in getting into and out of bed
- Promotion of individual resources and independence

All components in their entirety can improve the patient's outcome and promote or maintain their resources.







**01** The 3 lifting columns of the latera thema enable a lateral tilting of the bed by up to 15 degrees.

**Page right** The lateral tilting is a helpful support for nursing staff when dealing with the patient. A nurse can change the bed sheets using a low amount of energy.

„Nobody knows the  
grasp of his strengths  
unless he tried them.“

*Johann Wolfgang von Goethe*

Looking after a patient who is partially or completely immobile is without doubt one of the most strenuous parts of the work of nursing staff. Yet, these activities form a large part of routine nursing practice. In many cases, nursing care also requires the patient to be positioned on his side. Examples of this are changing the bed sheets, mobilisation, skin and wound care.

This is the reason why wissner-bosserhoff, with the latera thema, is offering a bed with lateral tilting which enables the patient to be turned over or moved onto his side with the low amount of effort. In this way, the latera thema reduces strain on nursing staff.



# latera thema

Reducing nursing strain. Prevention. Cosiness.

## 01 Side guard

- Safety standards without gaps, already comply with the expected forthcoming standard IEC 60601-2-52
- No panels lying on top of each other, so there is no risk of fingers getting trapped
- Safe drainage diversion possible
- Use of mattresses up to 20 cm in height possible

## 09 Mobile supervisor

- Locks individual function keys
- Emergency STOP button to immediately stop all bed adjustments
- Adjustment of lateral tilting
- Pre-programmed cardiac chair and CPR positions
- Fast setting of Trendelenburg and examination positions
- Battery pack status and charge display
- Can be stored in the linen holder to save space when not in use

## 08 Lifting column technology

The latera thema stands out due to its 3-column lifting column construction

- Height adjustment range approx. 43 to 81 cm
- Safe working load up to 200 kg
- Easy to clean thanks to the smooth surfaces and a completely closed system
- Scratch- and impact-resistant anodised aluminium

## 07 Movability and braking capacity

Via the central brake, all castors can be braked from both sides of the bed with a pedal:

- Good mobility thanks to 150 mm castors with directional guidance to move in a straight line
- Trouble-free underbed clearance with patient lifters
- Brake pedal with 3 functions:
  - Pedal red down = all castors are braked
  - Pedal horizontal = all castors are free
  - Pedal green down = the directional castor is activated (exception with optional 5th castor = separate pedal for the direction)





## 02 Control satellite\*

- The control satellite is attached behind the backrest, where it can always be easily reached
- Safe cable management
- Autocontour setting and height adjustment of the bed to adjust the backrest and thigh rest
- Initial-fault tolerance thanks to the GO safety button



## 03 Patient surface

- 4-part patient surface
- Retraction of the backrest by 11 cm, in accordance with the DBfK (German Nurses Association) recommendation
- Patient surface with removable synthetic padding is easy to clean
- Mattress size 200 x 86 cm
- Bed extension by 10 cm
- Lateralisation\*\* on both sides by 15°



## 04 Foot controls for lateral tilting\*\*

The foot controls enable the lateral tilting to be adjusted hygienically and hands-free, avoiding strains on the back. The protection bar and the GO button prevent unintended operation of the function buttons.

## 05 Foot controls for height adjustment\* (not shown)

The foot controls enable the bed height to be adjusted and the pre-programmed examination position to be set hygienically and hands-free, avoiding strain on the back. The protection bar prevents unintended operation of the function buttons.

## 06 5th Castor\* (not shown)

Simple and back-saving manoeuvring on long corridors and in narrow rooms using the 5th castor.

- The directional castor is operated using a separate pedal on the undercarriage

# Operation and handling

**01** The **handset** (standard version) is easy to operate. It can be used flexibly on both sides of the bed and can be placed easily accessible. If the patient is not supposed to make adjustments, the handset can be hidden. With an optional „plug & play“ connection, the handset can be removed.

**02** The **GO safety button** follows the principle of initial fault tolerance. It prevents the uncontrolled triggering of a function (even in battery mode). Without pressing the GO safety button, the operating elements are not active and the motors of the bed cannot be started. The buttons remain active for 3 minutes after the last movement has been made. For the next positioning, the GO safety button must be pressed again.

**03** The **flexible control satellite**, as an optional control element is attached to the backrest of the bed, so that it is always easily reachable.

**04** The **stable plastic covers** for the patient surface can be removed individually. These allow easy cleaning and disinfection. Worked in openings guarantee good airing of the mattress, allow fluids to flow away and leave no opportunity for water to collect.



01



02

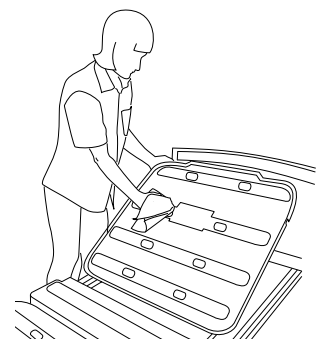


03



04

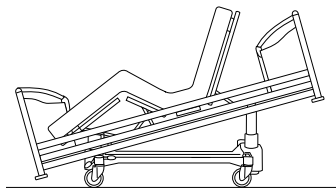
ABS patient surface covers





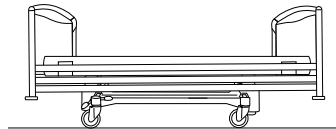
The latera thema is a multi-talent in daily hospital life. Different positioning options can support care, therapy and diagnostics.

**01 The Cardiac chair position** (preset) provides the optimal lying position for breathing difficulties, as well as cardiac and pulmonary diseases. In addition, it can provide more comfort when eating.



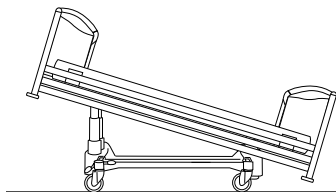
01

**02 For the CPR position** (preset), the latera thema moves to a low horizontal position to make resuscitation measures easier.



02

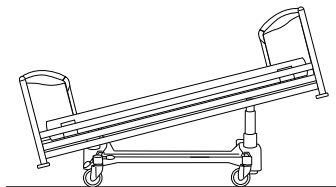
**03 Trendelenburg position** (preset) – The rapid adjustment to the shock position can provide targeted support for emergency measures.



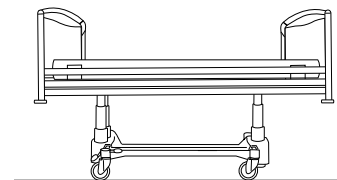
03

**04 Anti-Trendelenburg position**

**05 The examination position** (preset) brings the bed into a high horizontal position. Examinations and treatment of the patient can thus be carried out ergonomically - in a way that is easy on the back.



04



05

Bed functions can be changed using the control element (supervisor) located at the end of the bed.

An LED display shows the battery capacity. If it is stored away, the bed can be set to inactive via a key combination on the supervisor (sleep mode), saving the battery. Thanks to the flexible cable management, the care control element can be used 360°.

With the optional foot switch, the bed positions lateral swiveling and height adjustment can be changed easily, safely and comfortably. The functions of the foot controls can be locked via the supervisor. The safety bar protects from unintended operation.



Lateralisation pedal (optional)



Height adjustment pedal (optional)

# Safety and fall prevention

## 01 0-Position

- Good access to the patient
- No barrier when sitting on the edge of the bed
- No panels lying on top of each other, so there is no risk of fingers getting trapped



01

## 02 Nursing position

- Combination of safety and good access to the patient for everyday nursing tasks
- Can be lowered at head or foot end
- Can be used as an aid for getting up



02

## 03 Safety position

- Full protection at 42 cm safety height
- Use of passive and active mattresses up to 20 cm in height
- Telescopic panels enable use even in conjunction with the bed extension
- Quiet adjustment



03

## 04 Removable head section

The head section is removable, so that in acute situations, free access to the head and upper body area of the patient can be enabled.

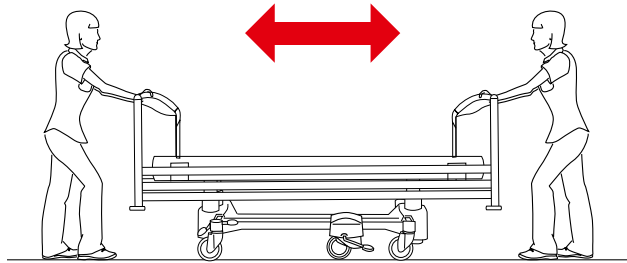
The side guard concept of the later thema is as flexible as is needed in everyday care routine. The side guards integrated into the head and foot sections are available the moment they are required.



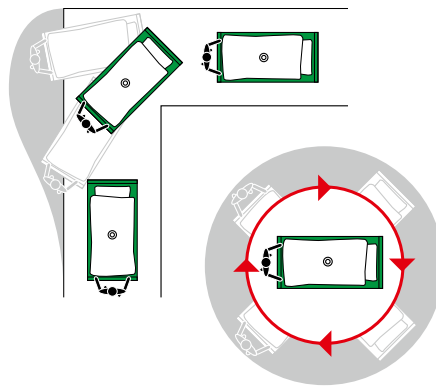
04

# Mobility and stability

The optional 5th castor forms the optimal turning point when moving the bed. Saving energy and required space, the latera thema can be moved by just one person either from the head or foot end, and turned on the spot. Shunting arduously to and fro is a thing of the past. The bed negotiates narrow corridors and small hospital rooms elegantly and with a minimal turning circle. For the option with the 5th castor, the guidance is performed by means of a separate pedal.

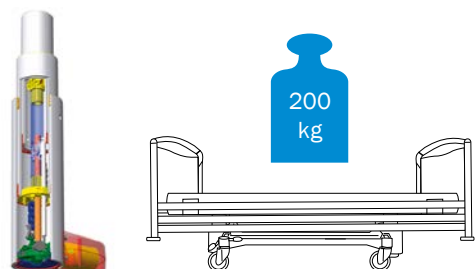


The brake pedal of the latera thema is located at the foot of the bed. It affects all the castors and has three functions: Activating the directional castor to move in a straight line, releasing all castors or the central braking system.



## Lifting column

With an adjustment force of 2,000N (200 kg), the lifting columns are robust and stable. The interlocking elements guarantee a high lateral stability. A safe working load of 185 kg in the highest position for the latera thema, while using all setting options, is no problem for the lifting columns. If lateralisation is not used, a safe working load of up to 230 kg is possible.



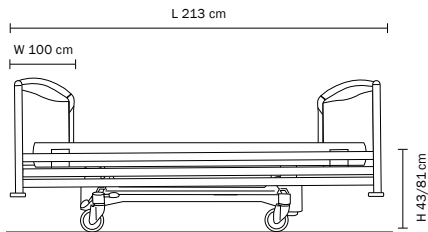
## The integrated extension

The patient surface for the latera thema can be extended by 10 cm. In this way large patients can also lie comfortably.



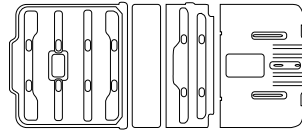
# Technical data and performance features

## Dimensions



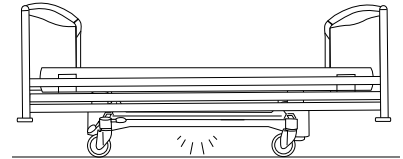
latera thema, mattress size 200 x 86 cm

## Bedding system



**Standard version**  
ABS patient surface covers

## Options



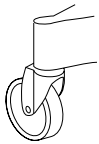
**Night light**



**Wall stopper castors**  
diameter 60 mm

## Castors

### Standard version

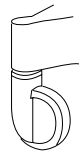


**Tente Motion castor**  
diameter 150 mm  
without plastic cover

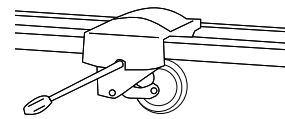
### Options



**Tente Motion castor**  
diameter 150 mm  
with plastic cover



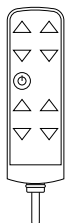
**Easy-roll castor Tente Integral**  
diameter 150 mm



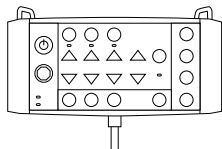
**5th castor**  
diameter 125 mm

## Operating elements

### Standard version

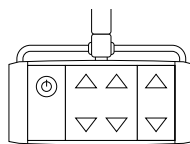


Handset

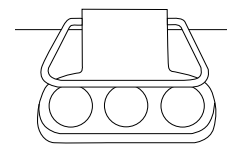


Supervisor

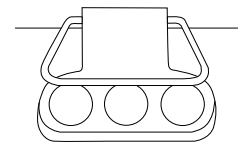
### Options



Control satellite




Foot controls  
for height adjustment



Foot controls  
for lateral tilting

# Colors | décors



## Our certificates – your safety

wissner-bosserhoff voluntarily has its production processes and management regularly audited by the TÜV Süd. The company is certified in accordance with the regulations of the standard DIN EN ISO 9001 for quality management systems, DIN EN ISO 13485 for the manufacture of medical devices as well as ISO 14001 for environmental management.



**wissner-bosserhoff GmbH**

Hauptstraße 4-6 | 58739 Wickede (Ruhr) | Germany

Tel. +49 2377 784-0 | Fax -163 | [info@wi-bo.de](mailto:info@wi-bo.de) | [wi-bo.de](http://wi-bo.de)

