

■ ■ wissner-
■ ■ bosserhoff

Functional. Intelligent. Dignified.

SafeSense®

Bed exit assistance system



SafeSense® = Safety + freedom

By day and by night – thanks to the intelligent bed exit sensor system

Sustainable fall prevention for utmost safety. This is what the SafeSense® bed exit assistance system of wissner-bosserhoff stands for.

On a national average, the annual number of falls in nursing homes and hospitals is 1.5 falls per bed*. The consequences of falls to a resident's health are often very serious for elderly people and, in the worst case, even irreversible.

SafeSense® can considerably increase the level of safety, especially during night and weekend shifts with fewer staff. Especially at night, the bed exit assistant system can minimize the need for side guards. The freedom of the resident is upheld. An automatic night light helps the resident to safely find the way to the bathroom at night. It is automatically switched on when the resident leaves the bed and is switched off on return. The interval of the nurse call timer can be set flexibly according to the individual degrees of mobility of the residents.

5

Million cases of elderly people falling each year:

Almost one third of people aged 65 and above, as well as 50% of those aged 80 and above, fall at least once a year.

In Germany alone, there are about 5 million cases of falls among the elderly population each year.

(Source: "Gesundheit und Krankheit im Alter" (health and illness in old age). Publisher: Karin Böhm, Federal Statistical Office of Germany / Clemens Tesch-Römer, German Center of Gerontology / Thomas Ziese, Robert Koch Institute, Berlin 2009)



Bed exit assistance system

What exactly does this mean?

SafeSense® signals the nursing staff that the resident has left the bed or is about to leave it. This allows falls to be detected earlier than through routine checks. Essentially, the bed-exit assistance system works like a traffic light. It is very easy to understand:




Timer not activated



Timer activated
→ e.g. 15 minutes to go to the restroom at night



Timer elapsed
→ Signal to the nurse call system



Fall prevention

in nursing homes and hospitals



Greater safety – fewer falls/restraints

- Faster response time in the event of falls
- Greater safety during night and weekend shifts
- Ideal in combination with sentida and image 3 low nursing beds and SafeFree® side guards
- Systematic implementation of the findings from the initiative for the reduction of restraints, the “Werdenfeler Weg”* (Werdenfels care pathway)



The advantages for your institution

- Investment security
- Resident safety in any working position
- Legal certainty without having to comply with additional requirements
- No additional costs for safety equipment
- Efficient use of restraining belts



Individual protection

- Sensor-switchable night light enables light e.g. on the way to the toilet at night
- The nurse call timing is flexibly set from 0 to 30 min. according to the mobility of the resident



Compatibility for retrofitting

- On all wissner-bosserhoff beds
- On various third-party beds



How to order SafeSense®

Integrated version



As a set:
Sensor mat 2.1 & Bed Exit Box 2.1
10-0871 cable version
10-0872 wireless version

- Integrated as an option
- As retrofit kit for all electrical nursing home beds by wissner-bosserhoff (manufactured in 2002 or later, exception: movita sc & carisma sc)
- Available with cable or as a wireless version

Stand-Alone version



As a set:
Sensor mat 2.1, Bed Exit Box 2.1 & Power supply unit
50-0982 cable version
50-0983 / 50-0984 wireless version

- Available as a cable or wireless solution.
- This product can be used as an added option or retrofit kit for wissner-bosserhoff beds movita sc and carisma sc, as well as for various third-party beds.

Wireless receiver

Call receiver for nurse call systems



- Compatible with all standard nurse call systems using the WIBO plug adapter
- Mini receiver
- 32 transmitters can be registered
→ individual room furnishing according to the resident's wishes/requirements
- With nursing care function, call is locked for 15 min.

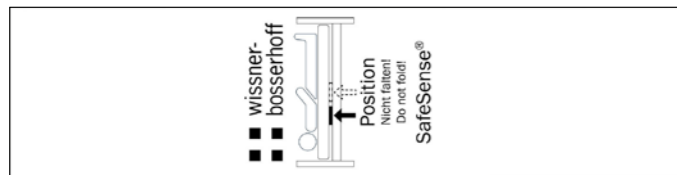
Plug pager RCP 25



- Acoustic and visual nurse call signals
- Easy acknowledgment directly on the plug pager
- Perfect for use in smaller residential homes and groups without a nurse call system
- Energy-efficient: needs only 0.2 W in stand-by mode
- 3 level volume adjustment
- 32 transmitters can be memorised

SafeSense® components

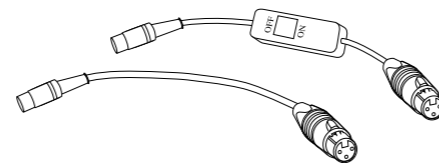
Sensor mat 2.1



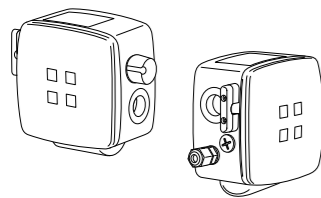
02-000876, 80 x 20 cm

Connection kit

Adapter cable with and without on/off switch and compatible plug to connect it to the nurse call system (customer-specific), for cable and wireless version*

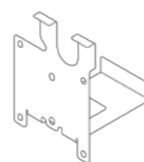


Digital Bed-Exit-Box 2.1

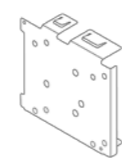


10-0812
with cable or wireless

Retaining plates



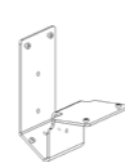
01-011193
DU09-motor



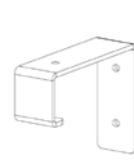
01-011194
Q7-motor



01-012654
Universal



01-012401
sentida sc



01-012401
carisma sc, movita sc

Functional principle



Sensor mat

Signal to the

Bed-Exit-Box

Signal to the

Receiver
(cable/wireless)

Application recommendations

	RH*/ NH* <u>with</u> nurse call system	Small RHs and NHs and residential groups <u>without</u> nurse call system
Bed exit box	Cable	✓
	Wireless	✓
Call receiver	✓	
Plug pager RCP 25		✓



wissner-bosserhoff GmbH

Hauptstraße 4-6 | 58739 Wickede (Ruhr) | Germany
Phone +49 2377 784-0 | info@wi-bo.de | wi-bo.de

LINET[®]

LINET UK

11 Brunel Way | Segensworth East | Fareham, Hampshire | PO15 5TX
Phone: +44 800 0353 345 | solutions@linet.uk.com | wi-bo.com/en-wi/

Members of LINET Group

